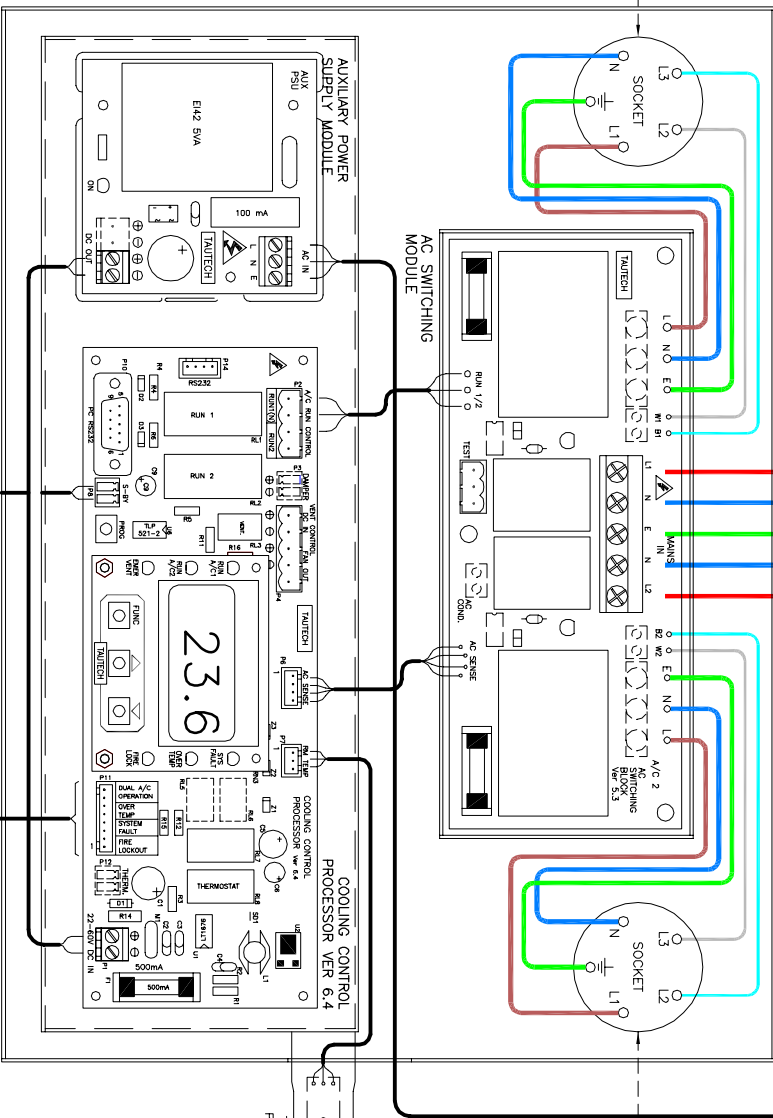


AC-DB WITH SURGE SUPPRESSION

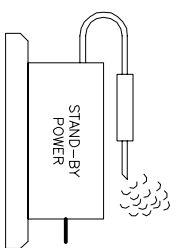
* CIRCUIT BREAKER, DISCONNECTOR RATINGS & WIRE SIZE TO SUIT SPECIFIC A/C PLANT REQUIREMENT. (SEE TABLE)

ACCU5056.4



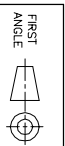
RECOMMENDED COMPONENT DIMENSIONING

COMPONENT	AIR-CONDITIONING UNIT
MCB (Amp 0-curve)	20 25 25
PLUG/SOCKET (Amp)	16 16 16
AC-DB TO ACCU WIRE (Cu-mm ²)	2.5 2.5 4.0



YELLOW
GREEN
WHITE
BLACK
RED
BLUE
PURPLE
BROWN

ALARM TERMINALS (FOR NON-TAUTTECH STATION ALARM PANEL)



THE RIGHT TO USE THIS DRAWING IS ALLOWED TO THE PURCHASER OR MANUFACTURER ON THE EXPRESS UNDERSTANDING THAT IT IS USED TO DETAIL A STANDARD PRODUCT AND THAT ALL STEPS SHALL BE TAKEN TO PROTECT THIS DESIGN TO ITS OWNERS.

ASSOCIATED DRAWINGS

No.	Description

REVISIONS

No. Dat.	Description	Ckd.



79 Annie Botha Ave PO Box 55699
 Pretoria 00017
 SOUTH AFRICA
 Tel: (+27 12) 329-2614
 Fax: (+27 12) 329-2617
 E-mail: info@tauttech.co.za

CUSTOMER:

PROJECT:

TITLE:
AIR-CONDITIONING CONTROL UNIT
 CONNECTION DIAGRAM FOR 16A PLUG-IN TYPE

SCALE: N.T.S. DATE: OCT 2008

DESIGNED: A.J.V.R. APPROVED:

DRAWING NO.: **ACCU5056.4**