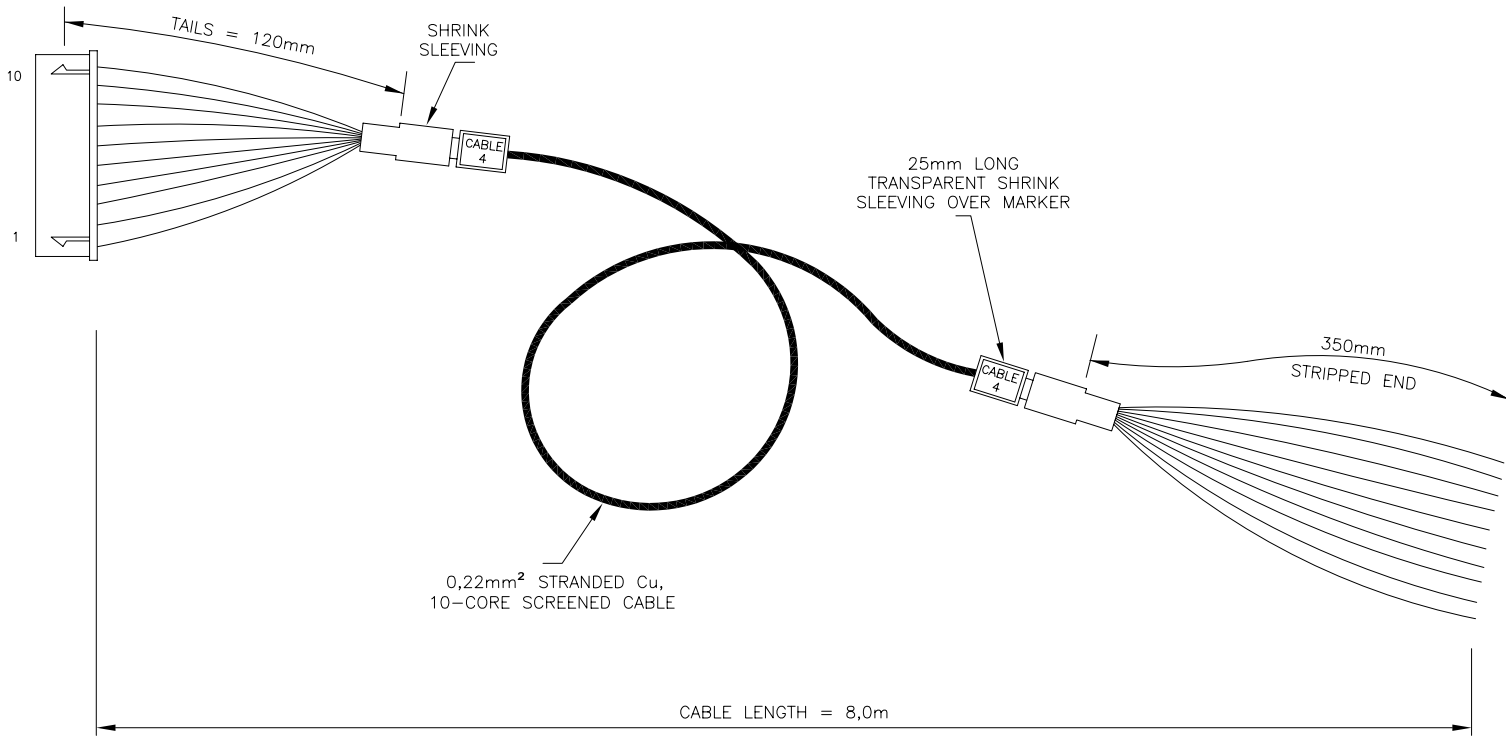
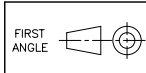


HEADER CN7  
10 WAY 2,5mm  
PITCH PLUG  
CONNECTOR WHITE  
(2520 S10 0000)



HEADER CN7	CORE COLOUR	FUNCTION	CONTACT TYPE	RECTIFIER CONNECTOR
1	YELLOW	BATTERY INTEGRITY	NC CONTACT	
2	GREEN	*	NC CONTACT	
3	WHITE	RECT. MODULE FAIL	NC CONTACT	
4	BLACK	*	NC CONTACT	
5	RED	RECTIFIER SYSTEM FAIL	NC CONTACT	
6	BLUE	*	NC CONTACT	
7	PURPLE	BATTERY LOW	NC CONTACT	
8	BROWN	*	NC CONTACT	
9	CYAN	MAINS FAIL	NC CONTACT	
10	GREY		NC CONTACT	

\* TYPICAL RECTIFIER ALARMS  
CLIENT TO SPECIFY SPECIFIC  
REQUIREMENTS



THE RIGHT TO USE THIS DRAWING IS ALLOWED TO THE PURCHASER OR MANUFACTURER ON THE EXPRESS UNDERSTANDING THAT IT IS USED TO DETAIL A STANDARD PRODUCT AND THAT ALL STEPS SHALL BE TAKEN TO PROTECT THIS DESIGN TO ITS OWNERS.

ASSOCIATED DRAWINGS

No:	Description

REVISIONS

No.	Dat.	Description	Ckd.



79 Annie Botha Ave PO Box 55699  
Riviera Arcadia  
PRETORIA  
SOUTH AFRICA 0007  
Tel: (+27 12) 329-2614  
Fax: (+27 12) 329-2617  
E-mail: info@tautech.co.za

CUSTOMER:

PROJECT:

TITLE:

**INTERCONNECTION CABLE**

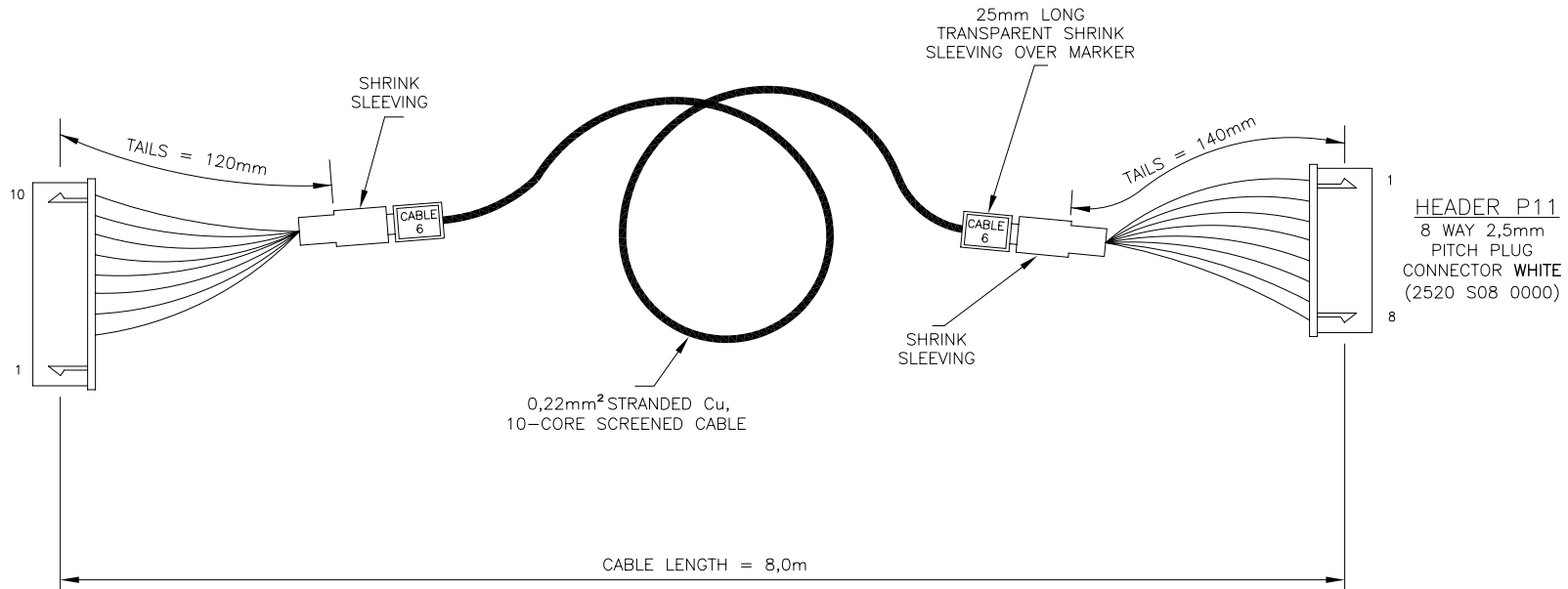
**STATION ALARM PANEL TO RECTIFIER: CABLE 4**

SCALE: N.T.S. DATE: MARCH 2007

DESIGNED: C.H. APPROVED:

DRAWING NO.: **CA - 4**

HEADER CN8  
10 WAY 2,5mm  
PITCH PLUG  
CONNECTOR BLUE  
(2520 S10 0000)



HEADER CN8	CORE COLOUR	FUNCTION	CONTACT TYPE	HEADER No.
1	CYAN	FUTURE USE		
2	GREY			
3	YELLOW	FIRE LOCKOUT	NC CONTACT	1
4	GREEN			2
5	WHITE	A/C SYSTEM FAIL	NC CONTACT	3
6	BLACK			4
7	RED	OVER TEMP	NC CONTACT	5
8	BLUE			6
9	PURPLE	DUAL A/C OPERATION	NC CONTACT	7
10	BROWN			8

ASSOCIATED DRAWINGS

No:	Description

REVISIONS

No.	Dat.	Description	Ckd.



79 Annie Botha Ave PO Box 55699  
Riviera Arcadia  
PRETORIA PRETORIA  
SOUTH AFRICA 0007  
Tel: (+27 12) 329-2614  
Fax: (+27 12) 329-2617  
E-mail: info@tautech.co.za

CUSTOMER:

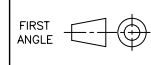
PROJECT:

TITLE:  
**INTERCONNECTION CABLE**  
ACCU TO STATION ALARM PANEL:  
CABLE 6

SCALE: N.T.S. DATE: MARCH 2007

DESIGNED: C.H. APPROVED:

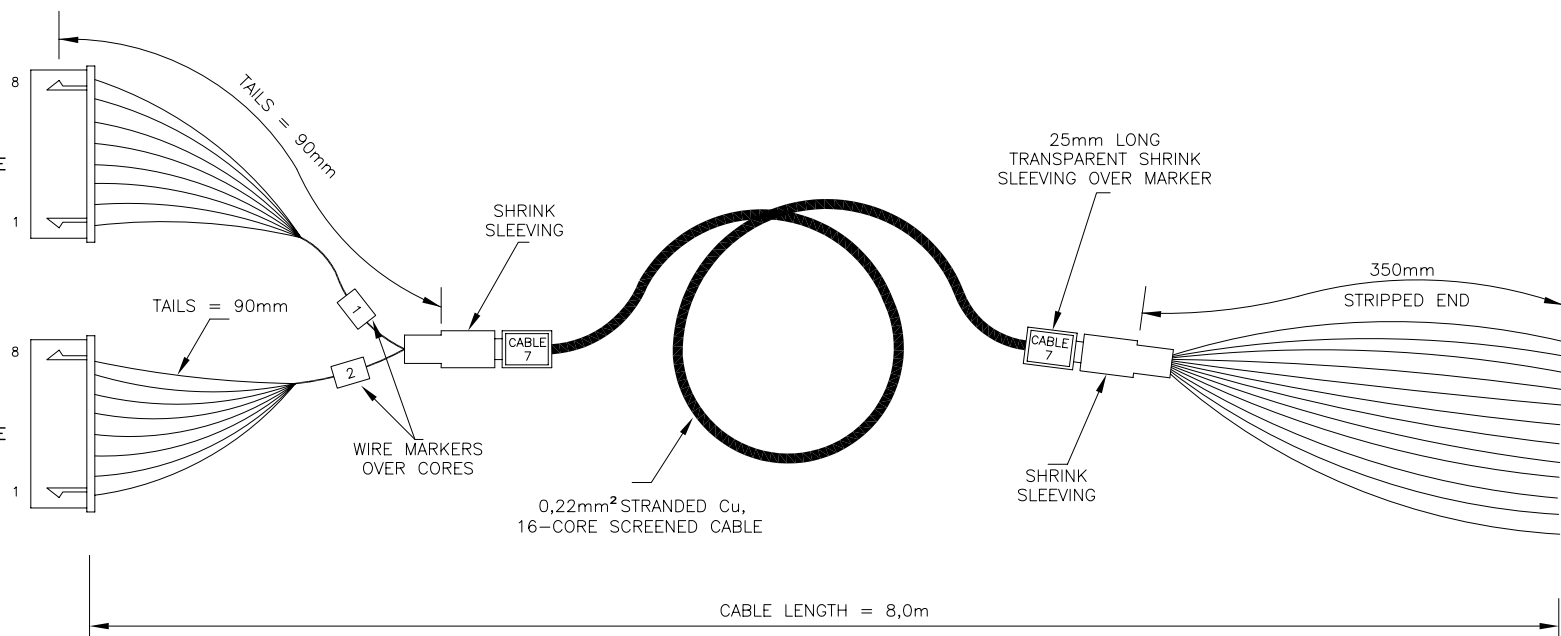
DRAWING NO.: **CA - 6**



THE RIGHT TO USE THIS DRAWING IS ALLOWED TO THE PURCHASER OR MANUFACTURER ON THE EXPRESS UNDERSTANDING THAT IT IS USED TO DETAIL A STANDARD PRODUCT AND THAT ALL STEPS SHALL BE TAKEN TO PROTECT THIS DESIGN TO ITS OWNERS.

**HEADER CN1**  
8 WAY 2,5mm PITCH  
PLUG CONNECTOR **WHITE**  
(2520 S08 0000)

**HEADER CN2**  
8 WAY 2,5mm PITCH  
PLUG CONNECTOR **WHITE**  
(2520 S08 0000)



HEADER CN1	CORE COLOUR	FUNCTION	CONTACT TYPE	DDF CONNECTOR
1	YELLOW	MAINS FAIL	NC	
2	GREEN			
3	WHITE	* BATTERY LOW	NC	
4	BLACK			
5	RED	* RECTIFIER SYSTEM FAIL	NC	
6	BLUE			
7	PURPLE	* RECT. MODULE FAIL	NC	
8	BROWN			

HEADER CN2	CORE COLOUR	FUNCTION	CONTACT TYPE	DDF CONNECTOR
1	CYAN	* BATTERY INTEGRITY	NC	
2	GREY			
3	RED/BLUE	DUAL A/C OPERATION	NC	
4	RED/GREEN			
5	RED/YELLOW	OVER TEMP	NC	
6	RED/WHITE			
7	ORANGE	A/C SYSTEM FAULT	NC	
8	PINK			

\* TYPICAL RECTIFIER ALARMS  
CLIENT TO SPECIFY SPECIFIC  
REQUIREMENTS

ASSOCIATED DRAWINGS

No:	Description

REVISIONS

No.	Dat.	Description	Ckd.



79 Annie Botha Ave PO Box 55699  
Riviera Arcadia  
PRETORIA  
SOUTH AFRICA 0007  
Tel: (+27 12) 329-2614  
Fax: (+27 12) 329-2617  
E-mail: info@tautech.co.za

CUSTOMER:

PROJECT:

TITLE:

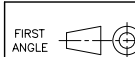
**INTERCONNECTION CABLE**

DDF PANEL TO  
STATION ALARM PANEL:  
CABLE 7

SCALE: N.T.S. DATE: MARCH 2007

DESIGNED: C.H. APPROVED:

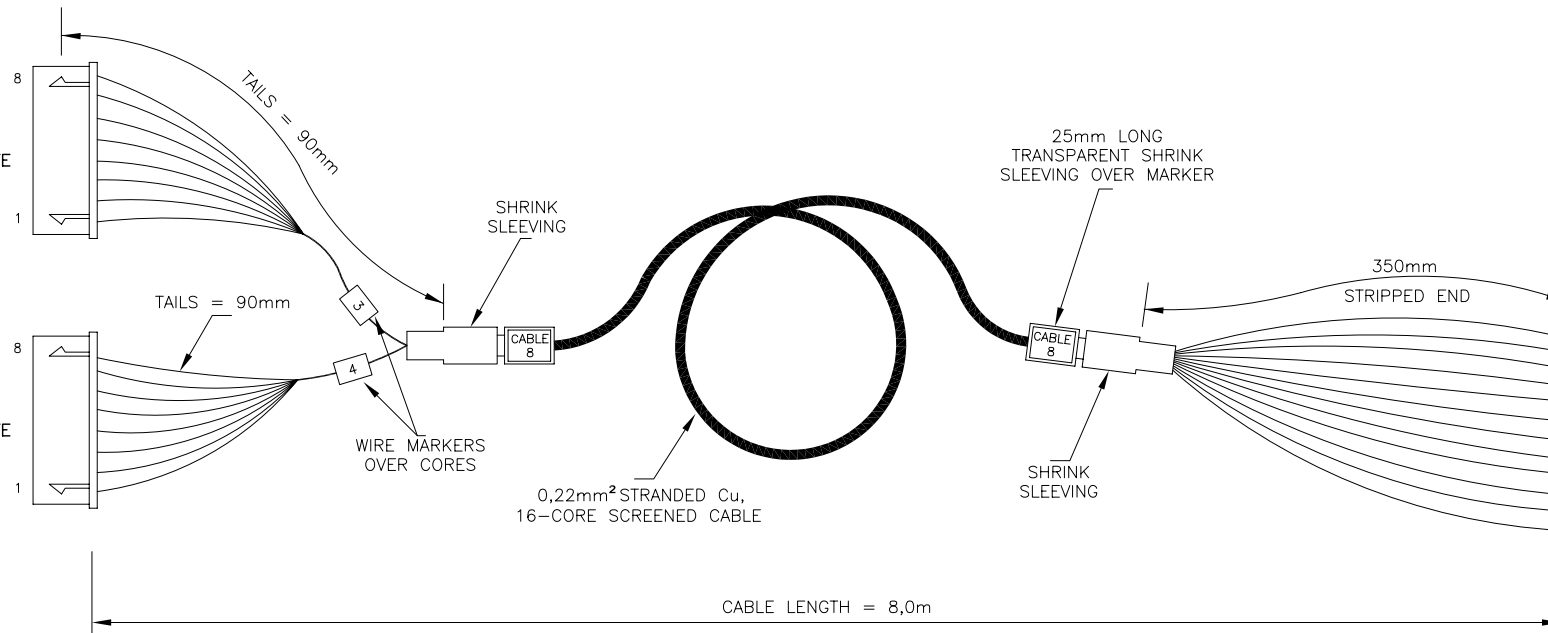
DRAWING NO.: **CA - 7**



THE RIGHT TO USE THIS DRAWING IS ALLOWED TO THE PURCHASER OR MANUFACTURER ON THE EXPRESS UNDERSTANDING THAT IT IS USED TO DETAIL A STANDARD PRODUCT AND THAT ALL STEPS SHALL BE TAKEN TO PROTECT THIS DESIGN TO ITS OWNERS.

HEADER CN3  
8 WAY 2,5mm PITCH  
PLUG CONNECTOR WHITE  
(2520 S08 0000)

HEADER CN4  
8 WAY 2,5mm PITCH  
PLUG CONNECTOR WHITE  
(2520 S08 0000)



HEADER CN3	CORE COLOUR	FUNCTION	CONTACT TYPE	DDF CONNECTOR
1	YELLOW	FIRE ALARM	NC	
2	GREEN			
3	WHITE	ENTRY ALARM	NC	
4	BLACK			
5	RED	INTRUSION ALARM	NC	
6	BLUE			
7	PURPLE	GEN START FAIL	NC	
8	BROWN			

HEADER CN4	CORE COLOUR	FUNCTION	CONTACT TYPE	DDF CONNECTOR
1	CYAN	GEN OVER HEATING	NC	
2	GREY			
3	RED/BLUE	GEN OIL PRESSURE	NC	
4	RED/GREEN			
5	RED/YELLOW	MAINS SUPPLY FAIL	NC	
6	RED/WHITE			
7	ORANGE	GENSET ABNORMAL	NC	
8	PINK			

ASSOCIATED DRAWINGS

No:	Description

REVISIONS

No.	Dat.	Description	Ckd.



79 Annie Botha Ave PO Box 55699  
Riviera Arcadia  
PRETORIA  
SOUTH AFRICA 0007  
Tel: (+27 12) 329-2614  
Fax: (+27 12) 329-2617  
E-mail: info@tautech.co.za

CUSTOMER:

PROJECT:

TITLE:

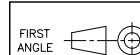
**INTERCONNECTION CABLE**

DDF PANEL TO  
STATION ALARM PANEL:  
CABLE 8

SCALE: N.T.S. DATE: MARCH 2007

DESIGNED: C.H. APPROVED:

DRAWING NO.: **CA - 8**



THE RIGHT TO USE THIS DRAWING IS ALLOWED TO THE PURCHASER OR MANUFACTURER ON THE EXPRESS UNDERSTANDING THAT IT IS USED TO DETAIL A STANDARD PRODUCT AND THAT ALL STEPS SHALL BE TAKEN TO PROTECT THIS DESIGN TO ITS OWNERS.